

# Natural changes of population 2011 – 2019

Profile  
July 2023

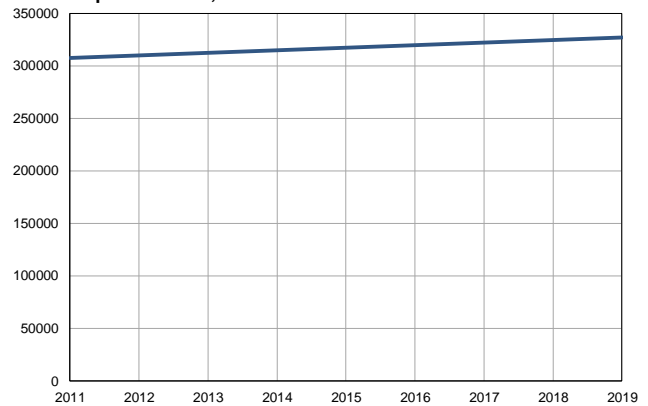
## Novi Sad<sup>1</sup>

	2011	2019
Population size	307426	326644
Livebirths, Number	3838	3826
Deaths, Number	3422	3535
Natural increase, Number	416	291
Infants deaths, Number	11	13
Livebirths, per 1,000 population	13	12
Deaths, per 1,000 population	11	11
Natural increase, per 1,000 population	1	1
Infants deaths, per 1,000 livebirths	3	3

Source: Vital Statistics, SORS

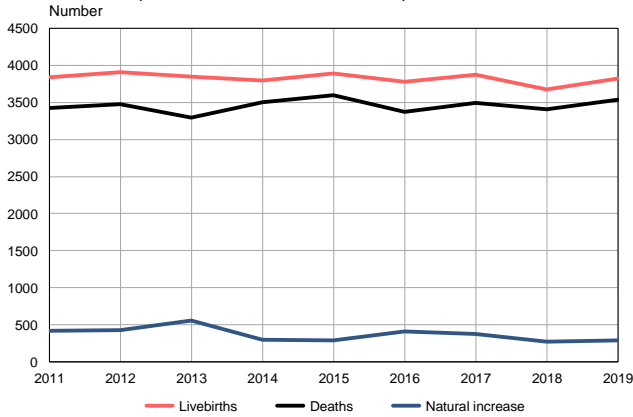
<sup>1</sup> The municipality was established in 2011

Population size, 2011–2019



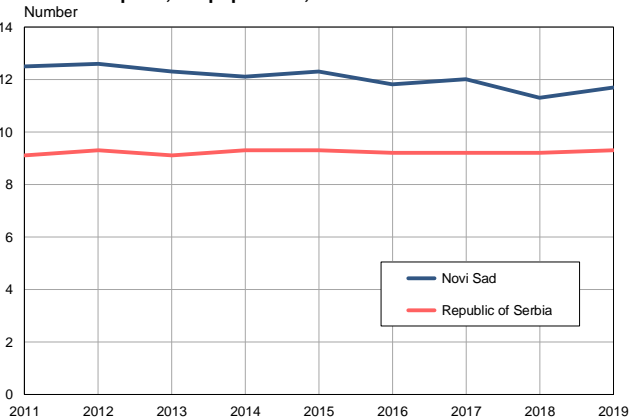
Source: Vital Statistics, SORS

Livebirths, deaths and natural increase, 2011–2019



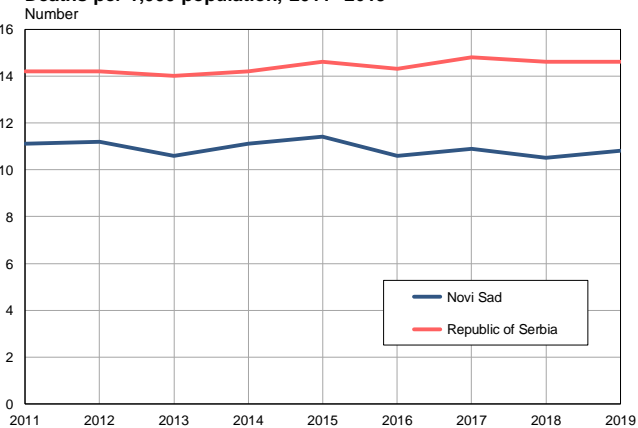
Source: Vital Statistics, SORS

Livebirths per 1,000 population, 2011–2019



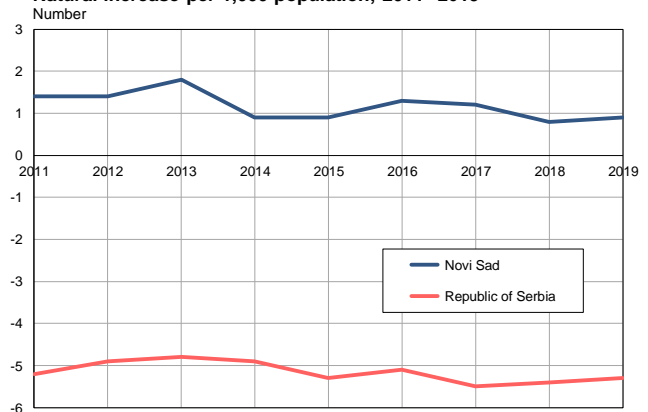
Source: Vital Statistics, SORS

Deaths per 1,000 population, 2011–2019



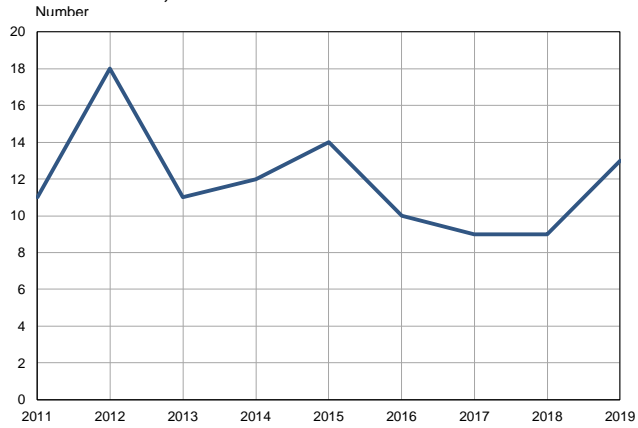
Source: Vital Statistics, SORS

Natural increase per 1,000 population, 2011–2019



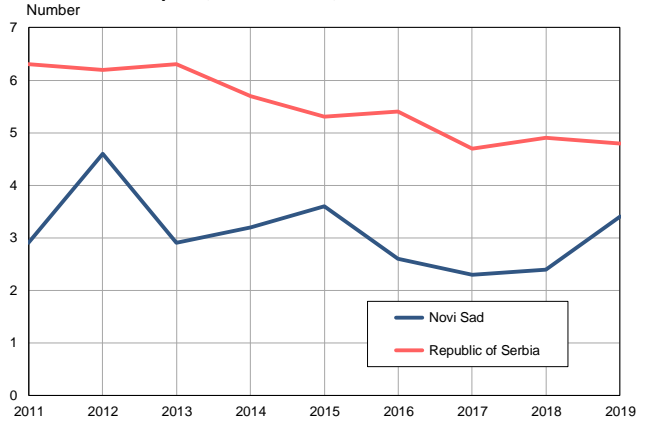
Source: Vital Statistics, SORS

**Infants deaths, 2011–2019**



Source: Vital Statistics, SORS

**Infants deaths per 1,000 livebirths, 2011–2019**



Source: Vital Statistics, SORS

**Table. Natural changes of population, Novi Sad**

Year	Number of population	Livebirths	Deaths	Natural increase	Infants deaths	per 1000 population			Infant deaths per 1000 livebirths
						Livebirths	Deaths	Natural increase	
2011	307426	3838	3422	416	11	12.5	11.1	1.4	2.9
2012	309762	3907	3480	427	18	12.6	11.2	1.4	4.6
2013	312247	3852	3295	557	11	12.3	10.6	1.8	2.9
2014	314620	3797	3504	293	12	12.1	11.1	0.9	3.2
2015	316942	3892	3601	291	14	12.3	11.4	0.9	3.6
2016	319484	3779	3374	405	10	11.8	10.6	1.3	2.6
2017	322071	3872	3497	375	9	12.0	10.9	1.2	2.3
2018	324422	3676	3405	271	9	11.3	10.5	0.8	2.4
2019	326644	3826	3535	291	13	11.7	10.8	0.9	3.4

Source: Vital Statistics, SORS

## Definitions

### Population size

Number of population in the respective year. The data on the number of population in 2011, 1971, 1981 and 1991 are census data, while for the inter-census years the number of population was calculated as an average inter-census difference. From 2002 are given the population estimates that were calculated according to the census of population results and the annual statistics of natural mechanical population movements.

### Livebirths

Absolute number of live births in the course of a year. Live born child means a child giving vital signs after birth (breathing, i.e. heartbeat), even for the shortest time, regardless the mother's pregnancy duration.

### Deaths

Absolute number of deaths in the course of a year. Deceased is a person that whenever after having been born live, shows permanently stopped vital signs.

### Natural increase

Natural population increase is the number of live births minus the number of deaths.

### Infants deaths

Absolute number of infants deaths in the course of a year. Deceased infant is a child that after having been born live and before aged one year, shows permanently stopped vital signs.

### Livebirths, per 1 000 population

Livebirths rate is the ratio of the number of live births and the population size in the respective year. The number of live births is divided by the population size and then multiplied by 1000.

### Deaths, per 1 000 population

General mortality rate represents the ratio between the number of deaths and the population size in the respective year. The number of deaths is divided by population size and then multiplied by 1000.

### Natural increase, per 1 000 population

Natural population increase rate is the difference between the number of live births and the number of deaths, in relation to the population size in the respective year.

Natural population increase rate = (number of live births - number of deaths) / population size \* 1000

### Infants deaths, per 1 000 livebirths

Infant mortality rate is the ratio of deceased children under 1 year of age and live births in the respective year. The mortality rate is expressed per 1000 live births.

Infant mortality rate = (number of deceased children under 1 year of age / number of live births) \* 1000

## Additional info:



Download all database data in Excel format:

[Data](#)



DevInfo profiles:

[devinfo.stat.gov.rs/SerbiaProfileLauncher/?lang=en](http://devinfo.stat.gov.rs/SerbiaProfileLauncher/?lang=en)



DevInfo online database:

[devinfo.stat.gov.rs/vitalna](http://devinfo.stat.gov.rs/vitalna)



For additional information or questions please contact:

[devinfo@stat.gov.rs](mailto:devinfo@stat.gov.rs)